

O'Pro +

WIDE RANGE WITH O'PRO PROTECTION TECHNOLOGY
FOR +50% TANK LIFETIME



+ PRODUCT

COMFORT

- Control knob on the bottom of the tank
- Flat chromed thermometer
- Wide range of capacities and models to fit all interior requirements

QUALITY - DURABILITY

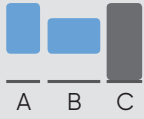



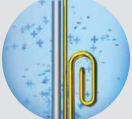
- Long tank lifetime thanks to O'Pro exclusive anti-corrosive system
- Magnesium anode for strengthened tank protection
- New generation diamond-quality enamel (glass-lined inner tank)
- Pressure relief valve
- Dielectric union
- Specific lip gasket to avoid corrosion around flange

USER-FRIENDLINESS

- IP 24 - full compliance with European standards for electrical safety and user protection
- Plug*
- Heating light indicator

SAVINGS

- High-efficiency water inlet
- CFC-free high-density insulation for more energy savings

ELECTRIC WATER HEATER		30 TO 120 L (VERTICAL WALL-MOUNTED)	50 TO 100 L (HORIZONTAL WALL-MOUNTED)	
 <p>Model available**</p>	 <p>Bottom control knob</p>	 <p>More hot water</p>	 <p>Tank protection</p>	 <p>Copper heating element</p>

*Depending on models - **Model types: A: Vertical wall-mounted / B: Horizontal wall-mounted / C: Floor-standing

O'Pro +

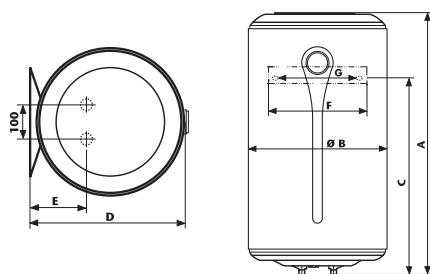


- 1 External thermometer
- 2 Diamond-quality enamel (glass-lined inner tank)
- 3 Optimised stainless outlet pipe
- 4 Magnesium anode
- 5 Sheathed immersion heating element
- 6 Inlet diffuser
- 7 Thermostat
- 8 High-density polyurethane foam 0% CFC
- 9 O'Pro anti-corrosive system
- 10 Bottom control knob
- 11 Dielectric union

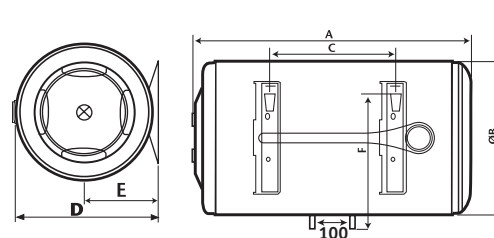
O'Pro exclusive anti-corrosive system balances out the electrical potential of the tank and immersion heating element. Thus, the magnesium anode life is considerably increased and protection against corrosion is reinforced.

INSTALLATION DIMENSIONS

Vertical wall-mounted



Horizontal wall-mounted



TECHNICAL DATA

CAPACITY (L)	OUTPUT (W)	VOLTAGE (V)	ENERGY CONSUMPTION (kWh/24 h at 65°C)	HEAT-UP TIME AT 60°C (ΔT=50°C)
O'Pro+ Vertical wall-mounted				
30	1200	230 (220/240)	0.63	1h19
50	2000 ⁽¹⁾	230 (220/240)	0.95	1h25
80	2000 ⁽¹⁾	230 (220/240)	1.40	2h34
100	2000 ⁽¹⁾	230 (220/240)	1.85	3h05
120	2000 ⁽¹⁾	230 (220/240)	2.15	3h54
O'Pro+ Horizontal wall-mounted				
50	1500	230 (220/240)	1.15	1h48
80	1500	230 (220/240)	1.55	2h53
100	1500	230 (220/240)	1.95	3h58

DIMENSIONS

CAPACITY (L)	DIMENSIONS (mm)							FLANGE OPENING (∅) mm	NET WEIGHT (kg)	ERP ENERGY CLASS	PROFILE
	A	B	C	D	E	F	G				
O'Pro+ Vertical wall-mounted											
30	448	433	248	451	158	300	239	72	11.5	C	S
50	612	433	382	451	158	300	239	72	15	C	M
80	859	433	592	451	158	300	239	72	21	C	L
100	1021	433	742	451	158	300	239	72	24	C	L
120	1184	433	917	451	158	300	239	72	29	C	L
O'Pro+ Horizontal wall-mounted											
50	596	433	198	451	228	346	-	72	15	C	M
80	843	433	349	451	228	346	-	72	21	C	M
100	1005	433	497	451	228	346	-	72	24	C	L

(1) Depending on models